

The Yashar™ Family

The Yashar™ Family Framing Projector is engineered to concentrate light into a focused area, using advanced optical technology to direct it exactly where it's needed. These lights are especially effective in creating striking light and effects, making them an essential tool for designers aiming to achieve powerful visual impact.

PROJECT:

TYPE:

SPECIFIER:


DATE:

Key Points (YSMH-SCFP)

Housing

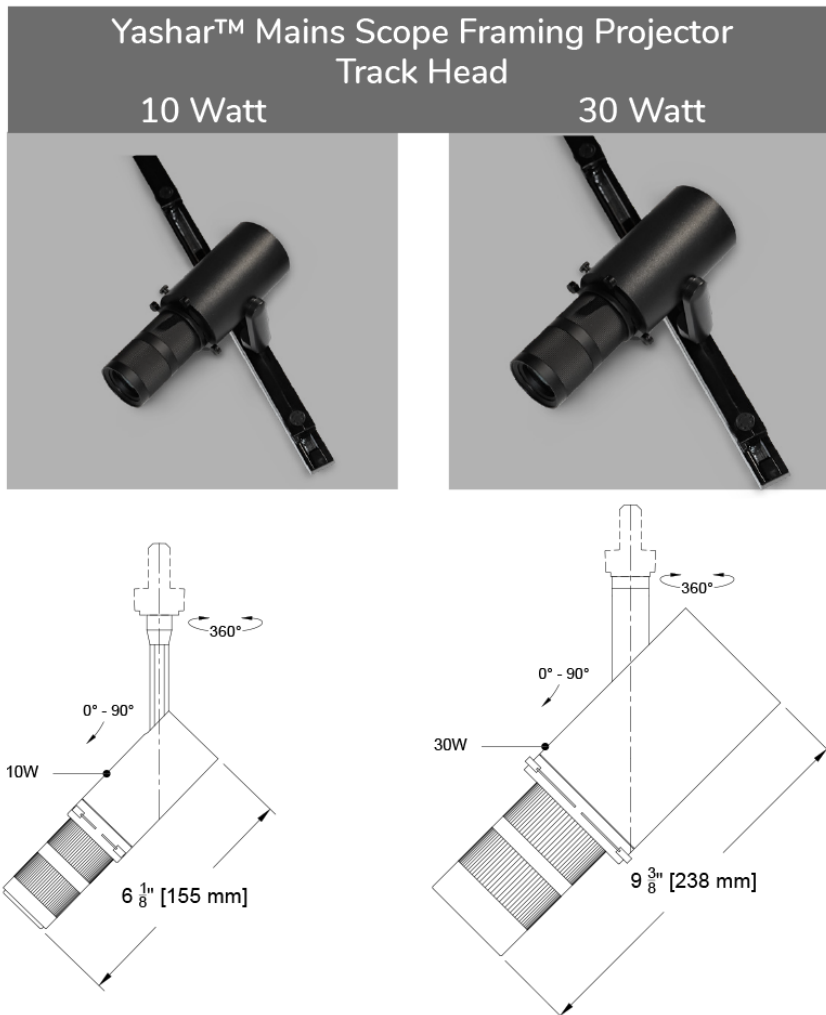
- Track accent head for use in Yashar™ Mains Track.
- For use with A.A.G Stucchi surface and recessed track
- Track mounted with integral drivers in track adaptor fitting
- Finishes: Standard White or Black
- Durable die-cast aluminum craftsmanship
- Accepts Accessories (filters, GoBo, etc)

Source / Optics

- 360° horizontal rotation & 90° vertical aiming
- Precise, high definition built-in zoomable and shapeable projection IP20
- Beam Range 20°-35°
- 2 Different output options: 10W & 30W
- 2700K, 3000K, 3500K, 4000K
- 90+ CRI, 60+ R9 Standard
-  Supports CA Title 24 part 6 Requirements to JA8

Driver And Control



- Phase, 0-10V or DALI-2 protocol. DALI-2 control enables individual control of each fixture.



Ordering Codes

PROJECT: SPECIFIER:
DATE: TYPE: QUANTITY:

Ordering Code Example: YSMH-SCFP-10W-27-TD1-BL

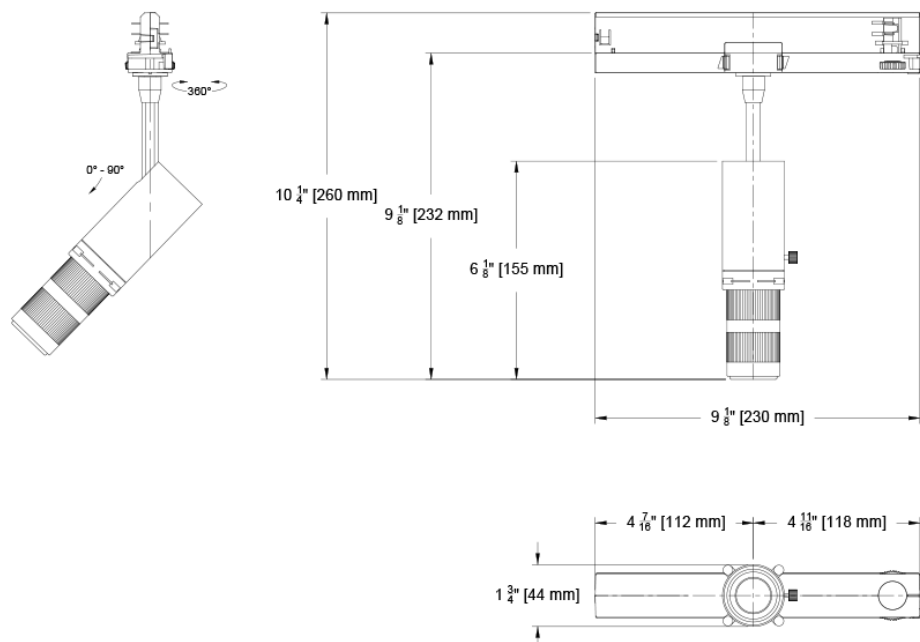
FIXTURE	SOURCE / WATTS	CCT	BEAM	DRIVER / CONTROL	HEAD FINISH
YSMH-SCFP					
Yashar™ Mains Scope Framing Projector Track Head	10 10W 90+CRI, 60+R9 10 Watt 30 30W 90+CRI, 60+R9 30 Watt ● ● Supports CA Title 24 part 6 compliance to JA8 requirements *Based on 30° Beam	27 2700K 30 3000K 35 3500K 40 4000K	20-35 Range	TD1 0-10V 2.0%, (48-277V) linear TD2 DALI-2 1.0%, (48-277V) linear TD3 ELV/Triac 5.0%, (120-120V) linear	B Black Paint  W White Paint 

Dimensions

Yashar™ Mains Scope Framing Projector Track Head

10W Track Mount

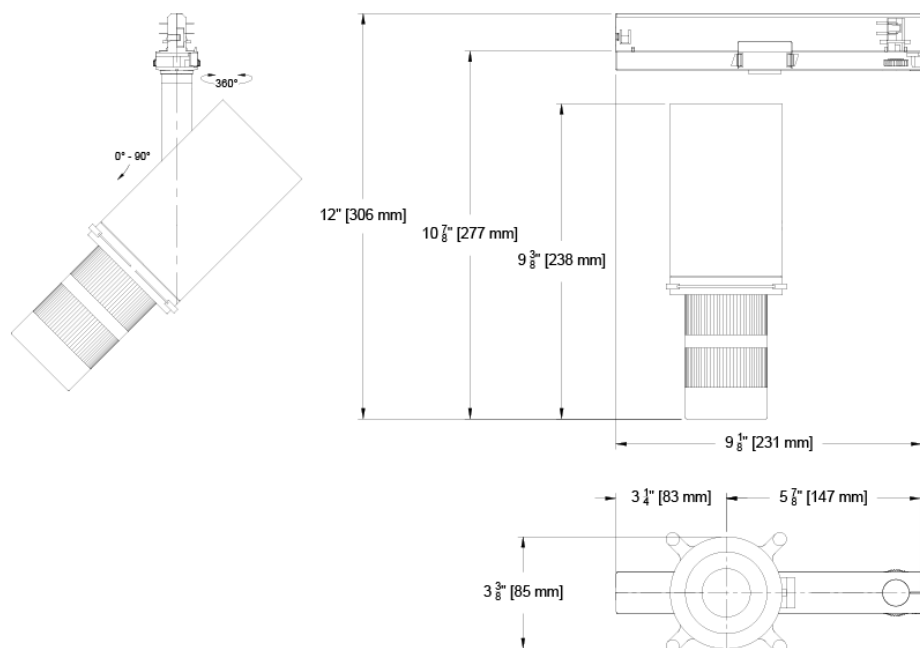
(YSMH-SCFP-10)



Yashar™ Mains Scope Framing Projector Track Head

30W Track Mount

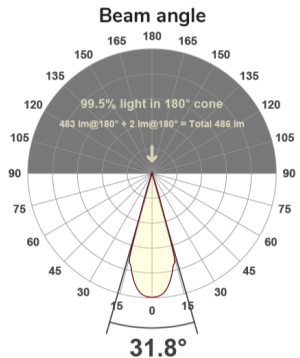
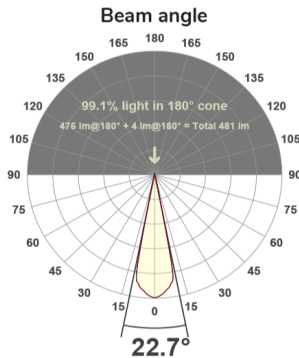
(YSMH-SCFP-30)



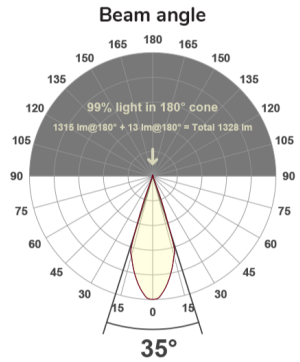
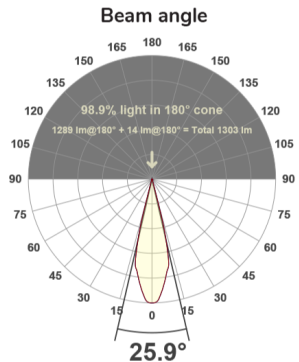
Photometric Table

All Measurements are delivered lumens based on 3000K unless otherwise noted below.
All data below is based from goniometer measurement of production representative product. All lumen values can vary +/- 10% from LED manufacturer rated nominal flux.
Values subject to change without notice.

10 Watt	YSMH-SCFP Beamspreads	Narrow °						Wide °					
		Delivered Lumens (lm)	Lumens/ Watt	Peak CD	CRI	R9	10% Field	Delivered Lumens (lm)	Lumens/ Watt	Peak CD	CRI	R9	10% Field
	10W	476	43	3892	92	73	27°	483	44	2162	92	73	37°

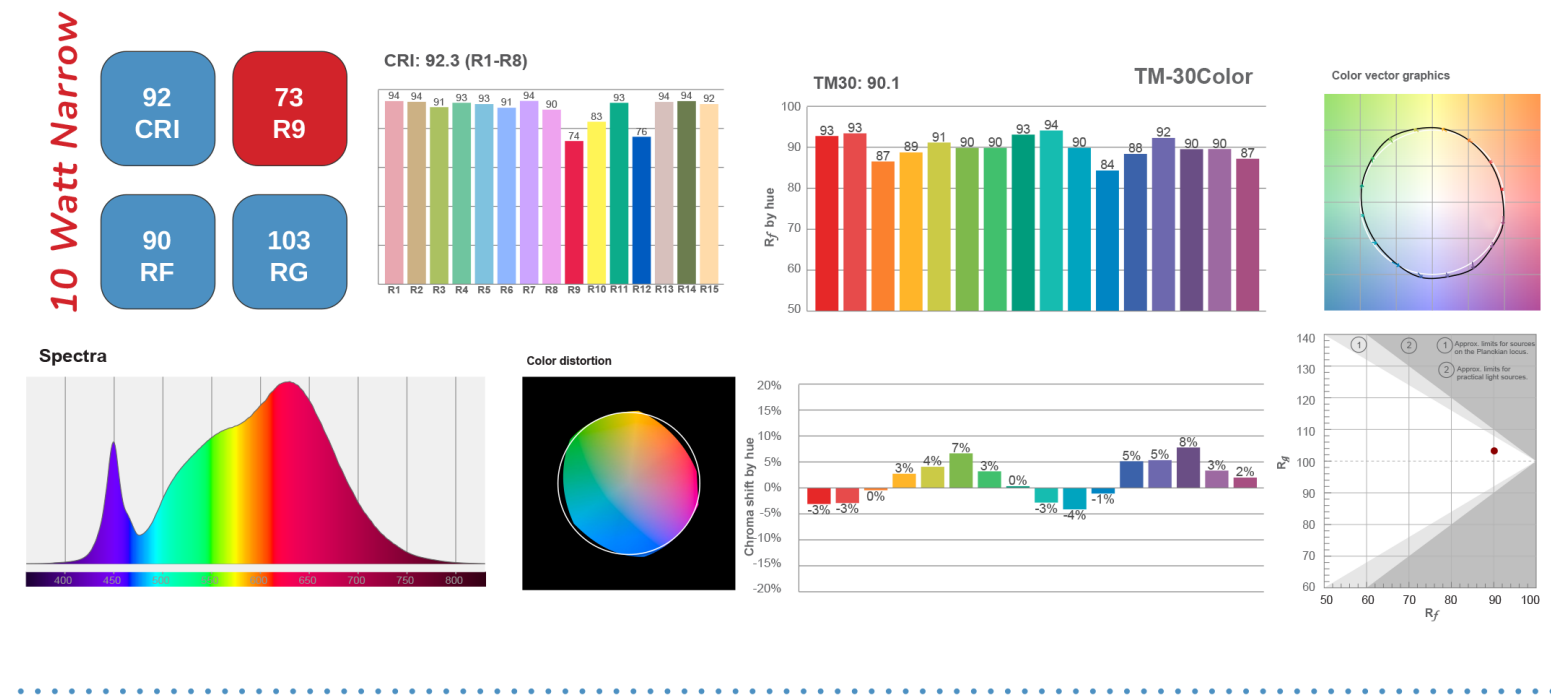


30 Watt	YSMH-SCFP Beamspreads	Narrow °						Wide °					
		Delivered Lumens (lm)	Lumens/ Watt	Peak CD	CRI	R9	10% Field	Delivered Lumens (lm)	Lumens/ Watt	Peak CD	CRI	R9	10% Field
	30W	1289	44	8622	93	71	31°	1315	45	5105	93	72	41°



Color Data
10W

All Measurements are delivered lumens based on 3000K unless otherwise noted below.
All data below is based from goniometer measurement of production representative product. All lumen values can vary +/- 10% from LED manufacturer rated nominal flux.
Values subject to change without notice.



30W

All Measurements are delivered lumens based on 3000K unless otherwise noted below.
All data below is based from goniometer measurement of production representative product. All lumen values can vary +/- 10% from LED manufacturer rated nominal flux.
Values subject to change without notice.

